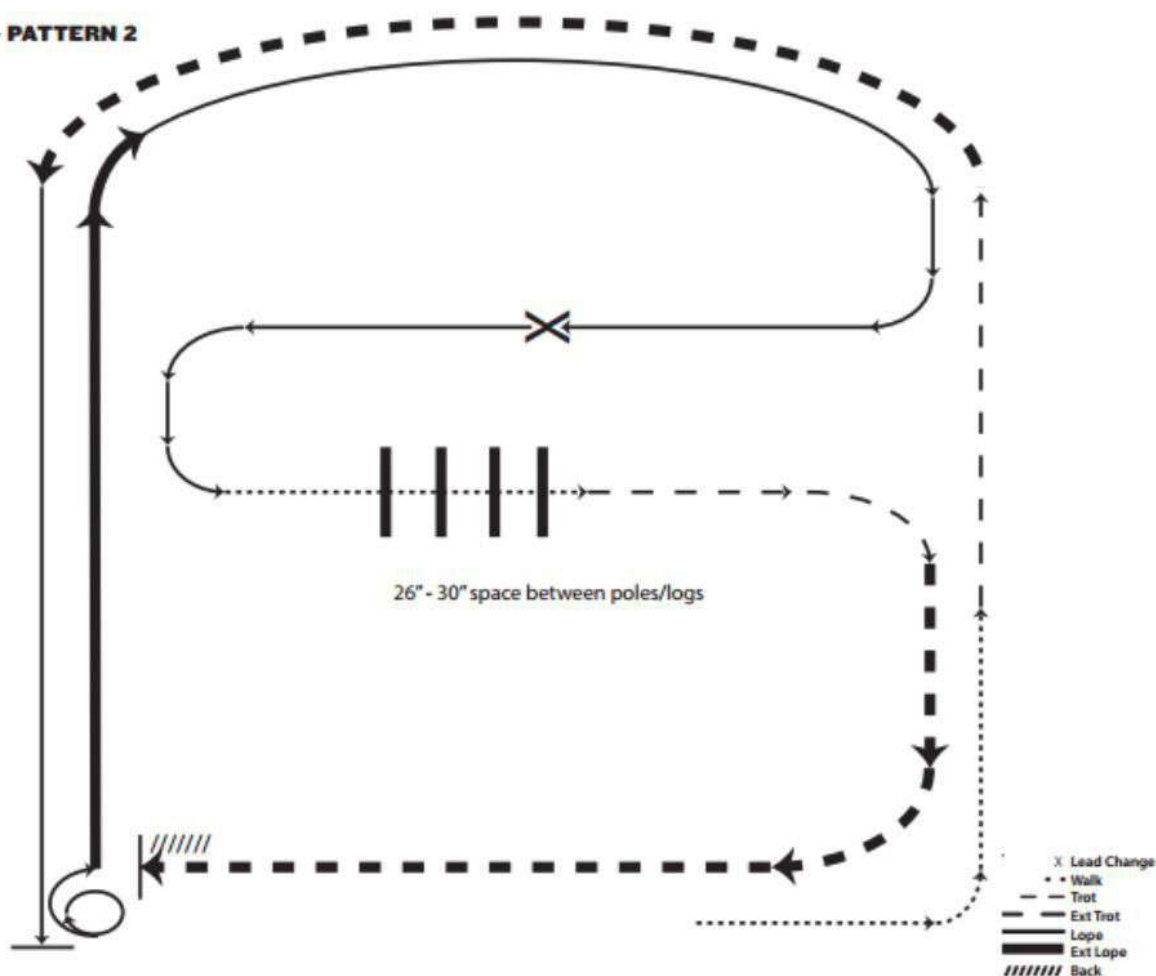


Ranch Riding

Level I Youth
Level I Amateur

Rookie Youth
Rookie Amateur

RANCH RIDING - PATTERN 2



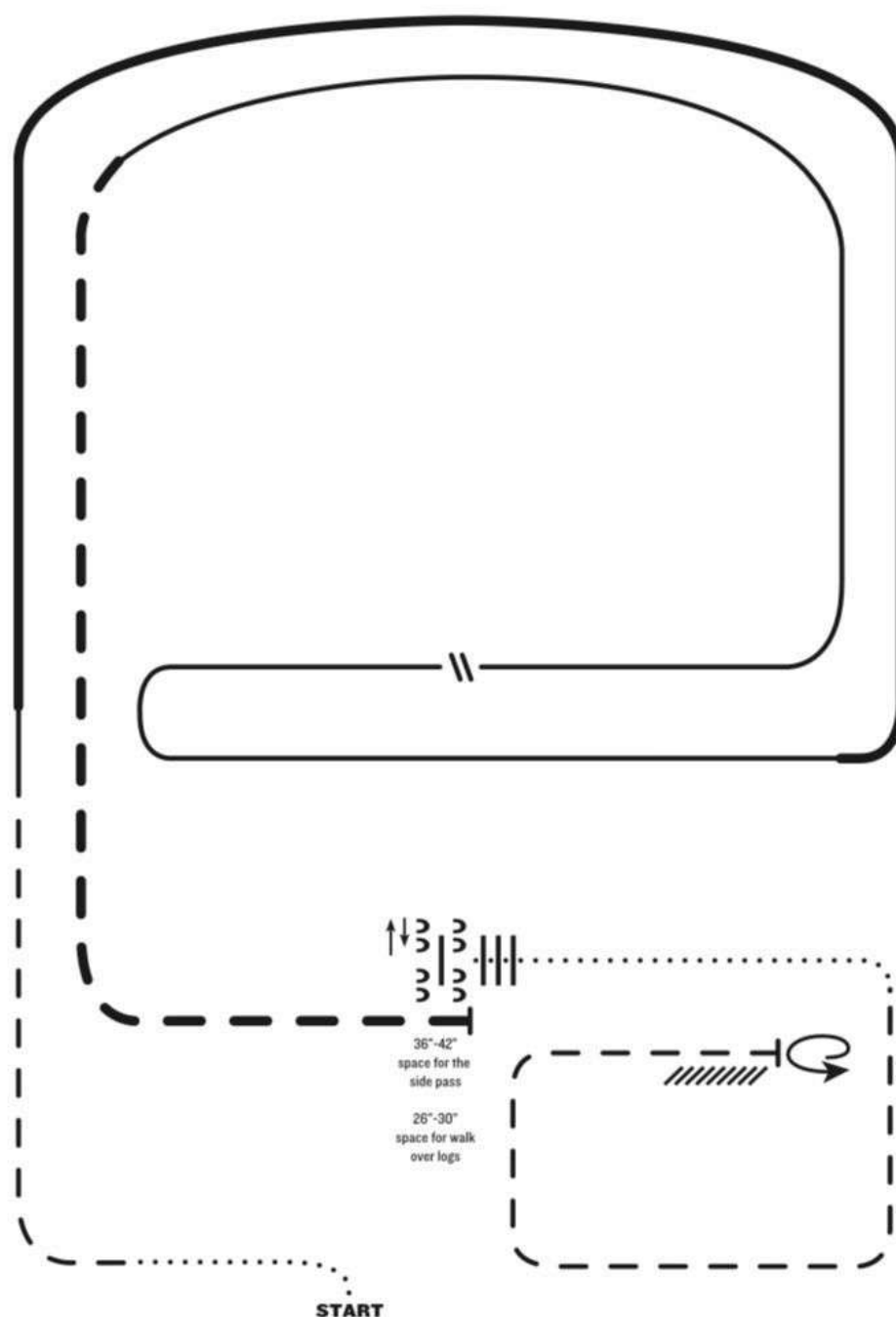
- | | |
|--|---|
| 1. Walk | 8. Change leads (simple or flying) |
| 2. Trot | 9. Walk |
| 3. Extended trot | 10. Walk over logs |
| 4. Left lead lope | 11. Trot |
| 5. Stop, 1 1/2 turn right | 12. Extended trot |
| 6. Extended lope | 13. Stop and back |
| 7. Collect to working lope-right lead | |

Entry Level Non Pro -
Entry Level Youth

RANCH RIDING - PATTERN 4

LEGEND

.....	Walk
....	Extended Walk
- - -	Trot
- - - -	Extended Trot
- - - - -	Lope
- - - - - -	Extended Lope
////	Back
//	Lead Change



1. Walk
2. Trot
3. Extended lope right lead
4. Lope right lead
5. Change leads (simple or flying)
6. Lope left lead
7. Extended trot
8. Stop, side pass left, side pass right, 1/2 way
9. Walk over logs
10. Walk
11. Trot square
12. Stop, 360° turn left, and back

Level 1 non pro - Level 1 Youth

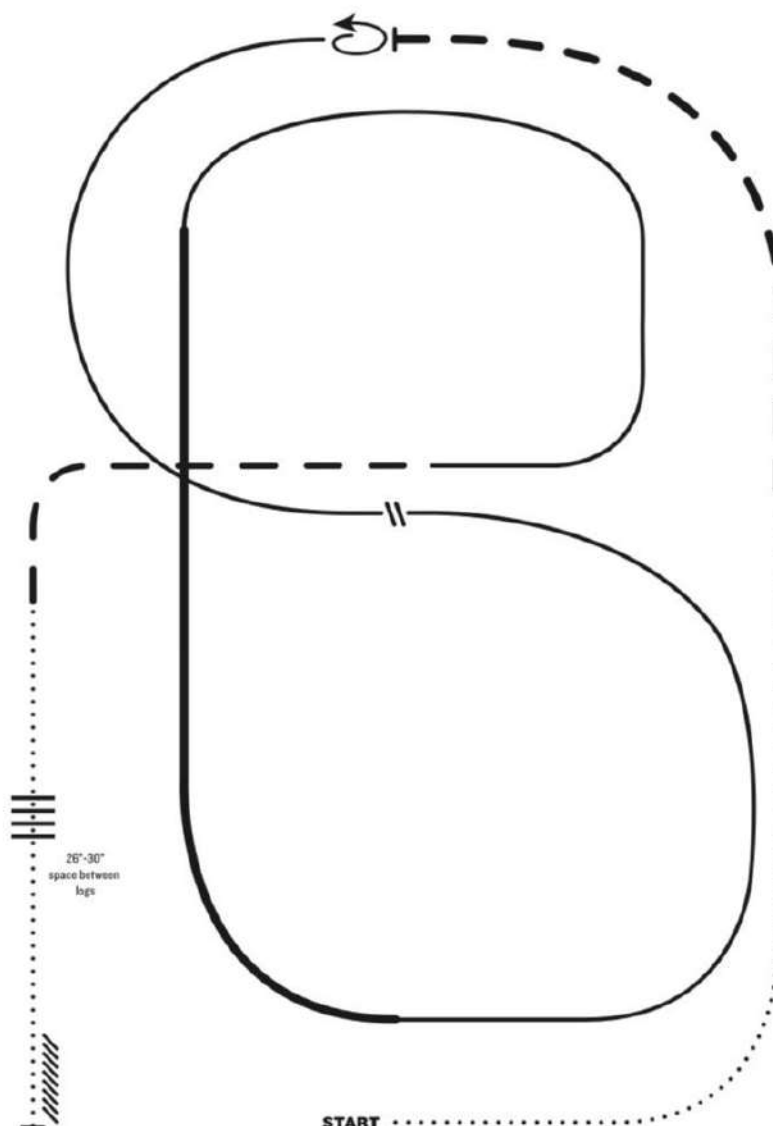
Note: The drawn description of this pattern is only intended for the general depiction of the pattern. Exhibitors should utilize the arena space to best exhibit their horses.

Revised 05-2021

RANCH RIDING - PATTERN I

LEGEND

.....	Walk
.....	Extended Walk
- - -	Trot
- - -	Extended Trot
—	Lope
—	Extended Lope
////	Back
//	Lead Change



1. Walk
2. Trot
3. Extend the trot, at the top of the arena, stop
4. 360° turn left
5. Left lead 1/2 circle, lope to the center
6. Change leads (simple or flying)
7. Right lead 1/2 circle
8. Extended lope up the long side of the arena (right lead)
9. Collect back to a lope around the top of the arena and back to center
10. Break down to an extended trot
11. Walk over logs
12. Stop and back

Open -
Youth - Non
pro

Note: This pattern is intended to be a general depiction of the pattern. Exhibitors should utilize the arena space to best exhibit their horses.

Revised 05-2021